

## **Tic Tac Talk: Valentine's Harder**

# **Tic Tac Talk**

This is for you!	Thank you for the nice card.	That is so pretty.
Here, I have something for you.	<b>FREE</b>	Thank you, I really like it.
This is the cutest card!	This is so cute!	I love it so much.

**What:** This is another rehearsal strategy to help students practice vocabulary and sentence structure immediately before an activity. For example, before a swimming party, students might practice language such as:

- That is fun.            - I like to swim.            - That is cool!

**Why:** Tic Tac Talk is a fun and motivating activity to:

- \* Permit practicing of core vocabulary (that / like / is / want) in an interactive task
- \* Teach new vocabulary
- \* Support sentence construction
- \* Offer chance to practice the same words multiple times in a fun activity

## **How:**

**Materials:** Tic Tac Talk games (words) such as those shown on the following pages and 'cheat sheets' showing new vocabulary to be practiced. Note that for some activities (ex: Guess Who), two forms are presented. Software used includes:

- Developer's Assistant software ([www.prentrom.com](http://www.prentrom.com))
- word processing software (ex: Microsoft Word, AppleWorks)

**Strategy:** Here is a progression for using the game to support student learning:

*First Game:* Student decides which square to win, then uses the cheat sheet to speak the sentence. Points awarded if the student can produce the sentence by looking at the cheat sheet, with minimal facilitator prompting.

*Second Game:* Student decides which square to win, looks at the cheat sheet, then turns it over and tries to produce the sentence. Points awarded if the student can produce the sentence from memory.

*Third Game:* Student decides which square to win, and produces the sentence without looking at the cheat sheet. Points awarded if the student can produce the sentence entirely from memory.

**Note:** Tic Tac Talk is only for rehearsal - it is crucial to use the words in a REAL, interactive activity, immediately following the game!!!

**Tip:** Include words to practice / cheat sheet on the invitation, so students can practice before the event!

**Summary by Wagner, Musselwhite, & Odom, Out & About CD, © 2005**

**[www.prentrom.com](http://www.prentrom.com) or [www.aacintervention.com](http://www.aacintervention.com)**

## ***Tic Tac Guess Who (adv)***

boy with white hat	girl with orange hat	girl with black hair and glasses
baby with white hat	a yellow cat	boy with red hat
boy with black hat	boy with no hair and big eyes	a girl with yellow hair

## ***Tic Tac Guess Who (beg)***

boy	girl	cat
moustache	colors	baby
glasses	hat	hair

## ***Tic Tac Talk: Halloween Easy***


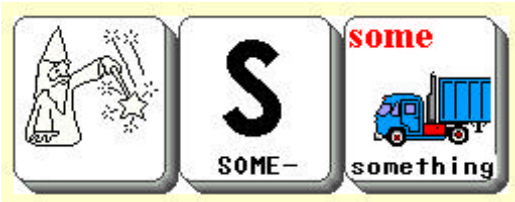




Yikes!	scary!	I love it.
Not good!	<b>FREE</b>	I like that.
Wow!	good	Cool!

## ***Tic Tac Talk: Halloween Harder***

Wow! Look at you!	You look so cool.	Too much blood!
You look really pretty!	<b>FREE</b>	That is a great costume!
Yikes! Very crazy!	That is very scary!	I love it.













# Tic Tac I Spy/ I See

I see something <u>blue</u> .	I see something that is <u>big</u> .	I see something <u>fast</u> .
I see something <u>little</u> .	<b>FREE</b>	I see something <u>slow</u> .
I see something <u>silly</u> .	I see animal.	I see something <u>happy</u> .

<p><b>see =</b></p> 	<p><b>something =</b></p> 
<p><b>that =</b></p> 	<p><b>fast =</b></p> 
<p><b>slow =</b></p> 	<p><b>silly =</b></p> 

# Tic Tac Swimming

I want to swim.	I like to eat.	That is fun.
That is cool!	<b>FREE</b>	I want to eat.
I want to play.	I like to play.	I like to swim.

<p><b>I like</b> =</p>  	<p><b>swim</b> =</p>  
<p><b>that</b> =</p>  	<p><b>fun</b> =</p>  
<p><b>run</b> =</p>  	<p><b>play</b> =</p>  

## ***Tic Tac Talk: Valentine's Easy***

Happy Valentine's Day	love	I love you.
I like you.	<b>FREE</b>	for you
nice / pretty	thank you	I like it.

## ***Tic Tac Talk: Valentine's Harder***

This is for you!	Thank you for the nice card.	That is so pretty.
Here, I have something for you.	<b>FREE</b>	Thank you, I really like it.
This is the cutest card!	This is so cute!	I love it so much.