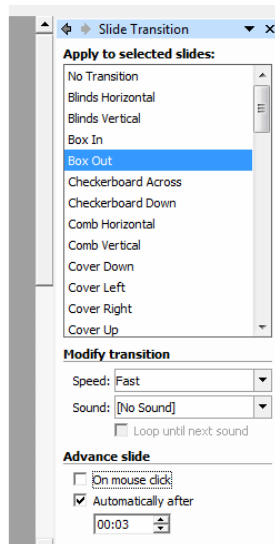
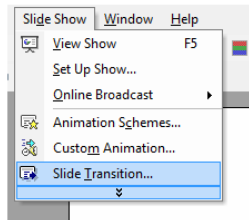



Slide Transitions in PowerPoint

Go to Slide Show → Slide Transition



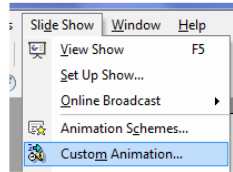
Look to the bottom of the slide transition choices. You can have the slide move when you click on it, or have it move automatically. This is a nice way to control timing.



Custom Animation Tip in PowerPoint

To control the things that happen in your slideshow:

1. slide show → custom animation



2. You can control the "start" time here, whether the event starts
 - ❖ on click
 - ❖ with previous
 - ❖ after previous
3. Click on the thing you want to play in a certain order
4. Check the bottom of the dialogue box, and up or down arrow, according to where you want to put the event

You can further control the animation, by right-clicking on the object. The following menu items show up. Effect options is a fun one to play with.

