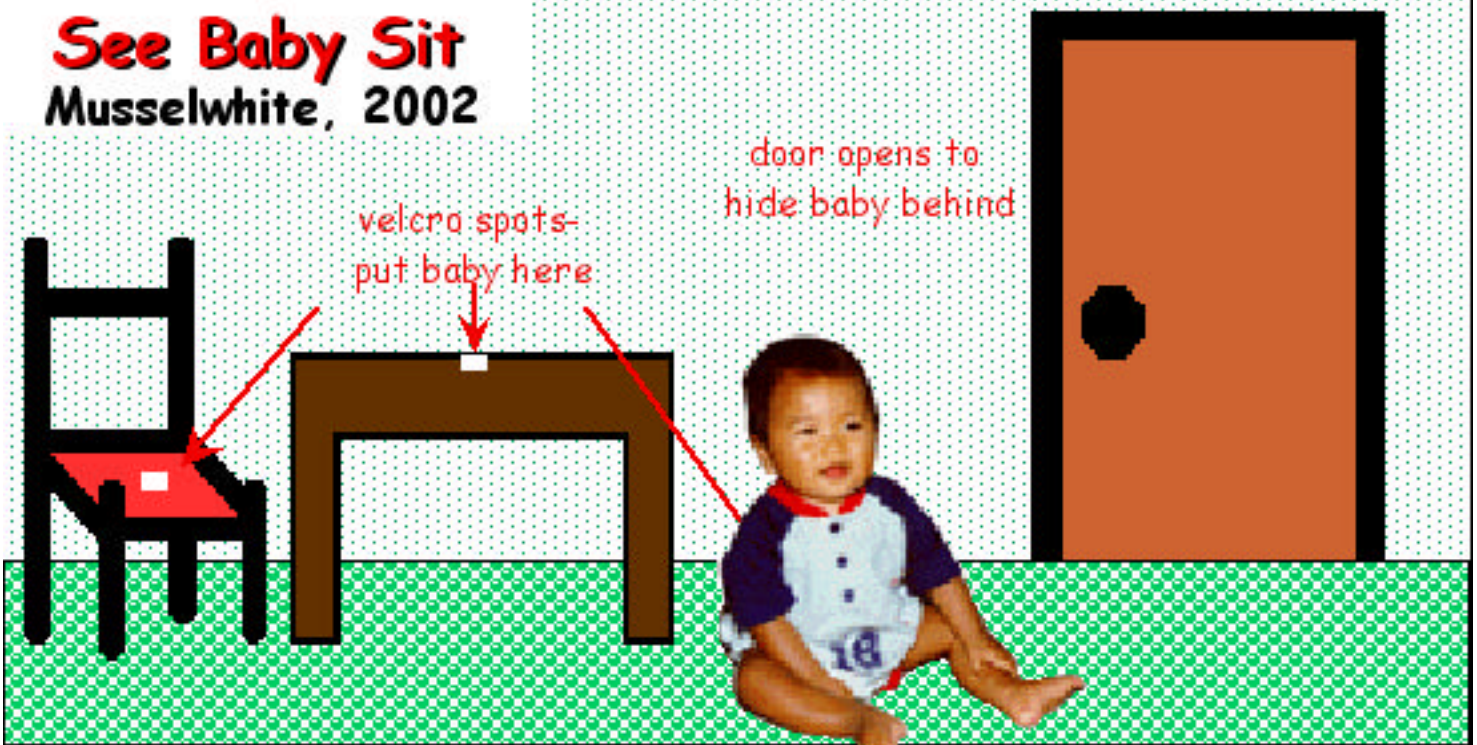


See Baby Sit

Musselwhite, 2002



VARIATION: replace 'sit' with these symbols

See 	baby 	sit 	on 	the 	table
See 	baby 	sit 	on 	the 	floor
See 	baby 	sit 	on 	the 	chair
See 	baby 	sit 	behind 	the 	door

ASSEMBLING THE SONGBOARDS

CREDIT: First, we want to give credit for the concept of making and using songboards to Carol Goossens'. She has worked with UCP of NYC and the Department of Education, NYC to develop scores of incredible songboards that are used with children who are AAC users throughout New York. We have used her model to develop these songboards. Any errors, of course, belong to us!

A NOTE ABOUT SIZE:

These files are made to fit on a page (layout, scene, etc.)

Printing them in the original will make 'file folder displays' which are fine for very small groups (1-3), such as speech therapy sessions (Note: Use a legal sized file folder & turn it sideways). For larger groups, you will want to enlarge these displays. Here are some ideas.

- for songboards that are 15" wide, use 160%
- for songboards that are 22" by 22", use 250%

Play around with %s to find the one that works best for you!

HOW TO ENLARGE DISPLAYS:

Enlarging is not easy to do in Adobe Acrobat! Here are some ideas to help you enlarge:

For Macs

Plan A: Use the original software (BoardMaker or SuperPaint). You can adjust printing size as you print. (Do this from Page Setup - reduce or enlarge).

Plan B: Within Acrobat, copy the picture (use the graphics tool if your version of Acrobat includes it. Otherwise, take a 'screen shot' of the page, and paste it into a paint program. Then use the page setup to enlarge it at the desired percent.

For PCs

Go to view-fit page

Go to Tools (on menu bar)-select graphics


You will get crosshairs. Select the whole image.


Edit-copy

Paste into any paint program

Page setup-scale-150%

See Baby Sit
Musselwhite, 2002

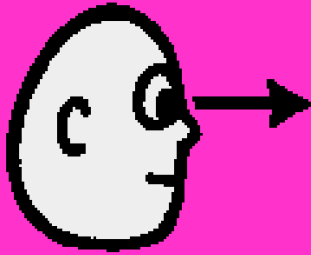




**PROPS:
SEE BABY SIT SONG**

Attach door to door on
scene - hinge on right
with tape, so it can open
to hide baby behind


See



baby




sit



on




the



table




See



baby



sit

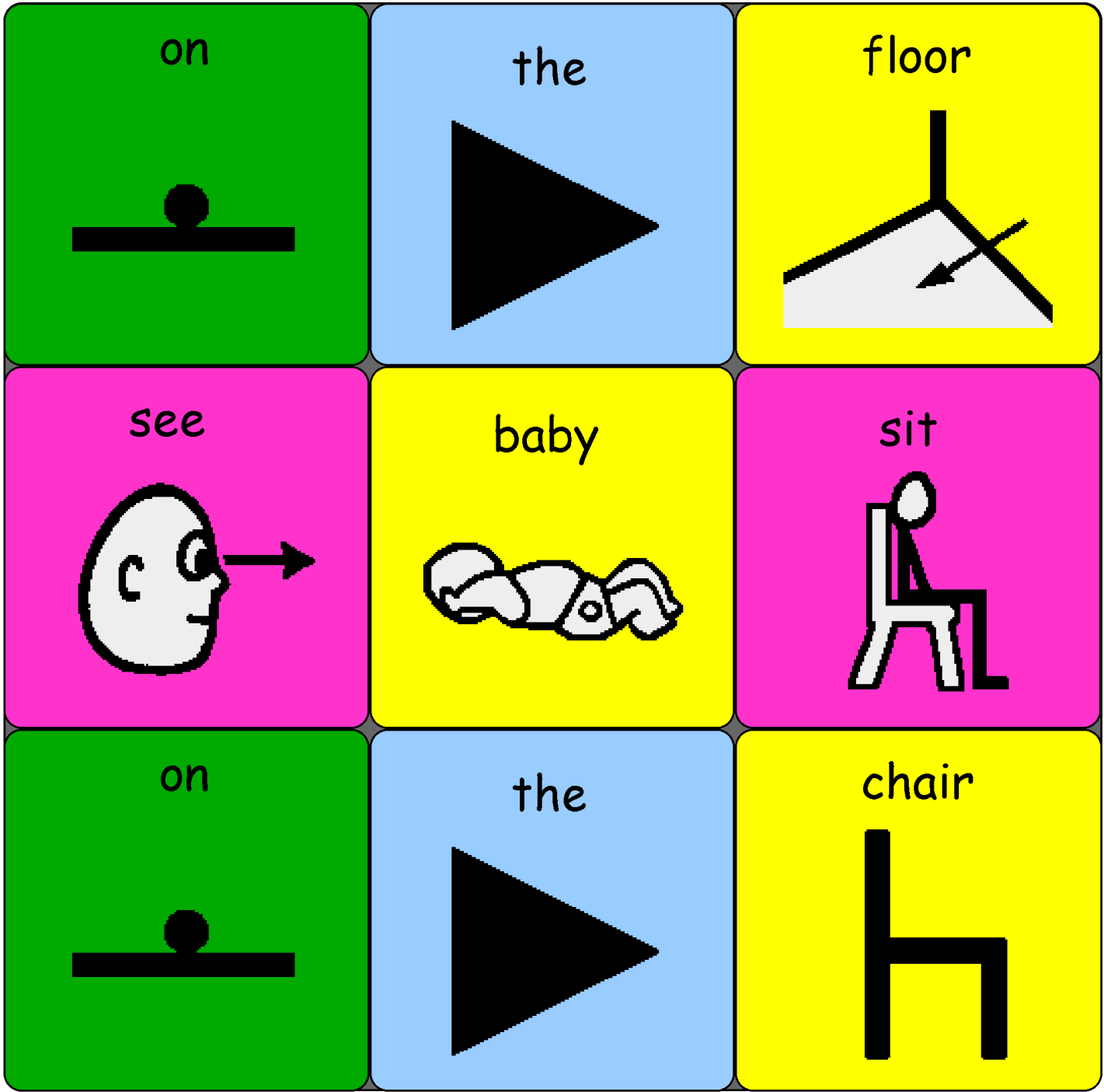


Made with Boardmaker™ and the Picture Communication Symbols © 1981, 1995
Mayer-Johnson Co. - P.O. Box 1579, Solana Beach, CA 92075 U.S.A. Phone (619) 550-0084.

"See baby sit, on the table.
See baby sit, on the floor,
See baby sit, on the chair,
See baby sit, behind the door.

SEE BABY SIT
(Musselwhite, 1990)

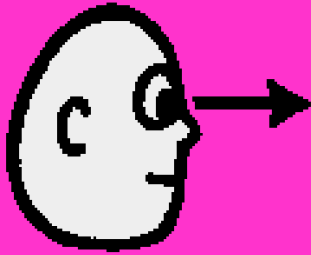
Tune: See "Songbook:
Signs & Symbols for
Children (Musselwhite,
1992, p. 57)



Made with Boardmaker™ and the Picture Communication Symbols © 1981, 1995
 Mayer-Johnson Co. - P.O. Box 1579, Solana Beach, CA 92075 U.S.A. Phone (619) 550-0084.

<p>"See baby sit, on the table. See baby sit, on the floor, See baby sit, on the chair, See baby sit, behind the door.</p>	<p>SEE BABY SIT (Musselwhite, 1990)</p>	<p>Tune: See "Songbook: Signs & Symbols for Children (Musselwhite, 1992, p. 57)</p>
---	---	--

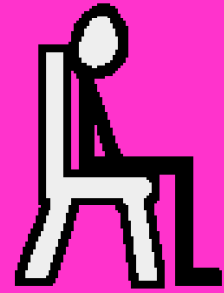
See



baby




sit




behind



the




door



stand



hide



jump



Made with Boardmaker™ and the Picture Communication Symbols © 1981, 1995
Mayer-Johnson Co. - P.O. Box 1579, Solana Beach, CA 92075 U.S.A. Phone (619) 550-0084.

"See baby sit, on the table.
See baby sit, on the floor,
See baby sit, on the chair,
See baby sit, behind the door.

SEE BABY SIT
(Musselwhite, 1990)

Tune: See "Songbook:
Signs & Symbols for
Children (Musselwhite,
1992, p. 57)

SEE BABY SIT SONG TEXT

By: Caroline Musselwhite (1985)

Tune: See tune in SONGBOOK (1985)

See baby sit, on the table.

See baby sit, on the floor.

See baby sit, on the chair.

See baby sit, behind the door.

Variations: replace 'sit' with stand / hide / jump

replace 'on' with behind / under

From: See original song in: *Songbook: Signs & Symbols for Children* (Musselwhite, 1985, www.aacintervention.com)

SEE BABY SIT SONG GOALS

Communication

Content

Slot-Filler: Three slots to fill:

- *locations:* chair / floor / door
- *actions:* sit / stand / jump
- *prepositions:* on / under /
behind