


# Insta-Charting: Vote by Names

**WHAT:** This strategy is designed to support students in making active choices throughout the day. This offers the chance to vote on a variety of issues, such as:

- Preferences (Do you want burritos or chicken strips for lunch? Which do you want to write about – soccer or swimming? Do you want to go on a walk or to the playground for recess?)
- Opinions (Do you like pizza? Do you think we should have longer recess? Do you think climate change is primarily human-caused?)
- What people know (Do you think slavery was the primary cause of the Civil War? Is South Africa on the Indian Ocean?)

For other ideas, see the September, 2004 Tip of the Month, 'Survey Displays' at [www.aacintervention.com](http://www.aacintervention.com). Briefly, that tip provides communication displays and ideas to support individuals who use AAC in **giving** surveys, while this tip provides ideas for **answering** surveys. Using the display shown on the right, a student would give a greeting, tell about the survey, then ask the survey questions plus follow-up, followed by a closing.



**WHO IS THIS FOR:** This strategy gives students a chance to practice finding their names for authentic purposes. Thus, it is ideal for students in preschool or kindergarten, or individuals who are older, but still learning to identify their names.


## LOGISTICS:

### Making An Insta-Chart:

Make a quick chart, using simple materials. For example, the one shown on the right uses:

- Tag board (laminated)
- White stickyback Velcro
- Black stickyback Velcro

This Insta-Chart is portable and can be set up quickly, using photos, symbols, or PostIts.



### Setting Up Names for Voting:

Offer a choice, using photos, symbols, or PostIts. Students vote by selecting their names, which are displayed:

- On the back of the Insta-Chart (e.g., write names on PostIts while students watch, so they get another model of name-writing
- Laminated student names on a choice board

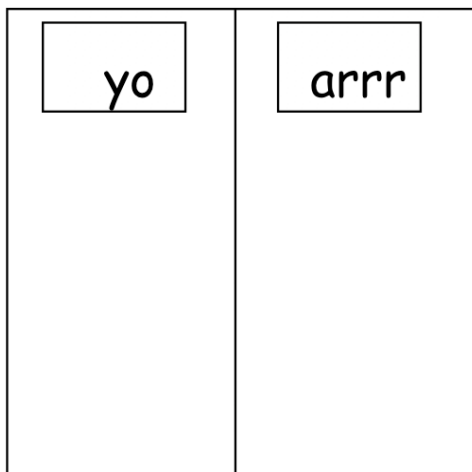



### USING THE INSTA-CHART FOR REAL PURPOSES:

#### Voting for Lunch:

Miss Lorna's class uses this approach for each student to select lunch each day. The students voted using their names for the first two months of the year. Students also used the chart to practice counting, and listing the results.

Once the students were familiar with the process of voting, and could easily find their names, they moved to Insta-Charting with the alphabet (see Tip, February, 2010).



#### Voting for Fun Sound Effects:

The school for students who use AAC was trying to figure out how to entice students from the adjoining school to join them on the playground. After a careful observation, we realized that the playground could be turned into a pirate ship, for fun and as a connection to the current ocean unit.

The AAC users were given two choices of a message to be recorded on a Big Mack as students stepped on the bridge to the playground. With great fanfare, the choices were revealed, then written on Post-Its, using 'think-aloud' to figure out the sounds for each. P.S. 'Arrrr' won!