

Wordo: The Eye Gaze Version!

(Musselwhite, 2009)

What Is Wordo?

Wordo is a wonderful version of 'Bingo' that supports students in working on words. Specifically, high frequency or high utility words (e.g., words from the classroom word wall) are presented on a grid. Students are given print clues (e.g., 'It has 5 letters.') or sound clues (e.g., 'It starts with the /b/ sound. '), and locate the one word that reflects that clue. For more information and ideas about Wordo, see: *Classrooms That Work* (Cunningham & Allington, 2007) and *Children with Disabilities: Reading and Writing the Four-Block Way*® (Erickson & Koppenhaver, 2007). For more information, see Wordo Tip, January 2009 at this website, www.aacintervention.com.


How to Adapt Wordo for Eye Gaze Users



The first rule is, do NOT make a student who uses AAC use his or her device to play Wordo. That **greatly and inappropriately** increases the difficulty of the activity!

Instead, just use a simple eye gaze frame. You can make a PVC frame. or use this super simple strategy.

- 1) Get a plastic trade card holder (these are used for baseball cards, Pokemon, etc.)
- 2) Cut out the center square (to look through in order to clearly read eye gaze)
- 3) Cut out Wordo words & put in squares
- 4) Use squares of Fun Foam + tape to place over answers

Ex: Student found word not to rhyme with pot and partner placed red foam over word

what	cake	might
be		not
all	it	right

what	cake	might
be		
all	it	right

Note: For students who are beginning this Task, or whose eye gaze is challenging to 'read', consider using only four words initially, placed in the four corners

Resources & References

Cunningham, P., & Allington, R. (2007). *Classrooms that work: They can all read and write*. Pearson Allyn & Bacon: ISBN: 0205355412.

Erickson, K. and Koppenhaver, D. (2007) *Children with Disabilities: Reading and Writing the Four-Block Way®*. Greensboro, NC: Carson-Dellosa.

www.donjohnston.com